

## BIAS SHORT DURATION INCOME FUND – US \$ SEGREGATED PORTFOLIO

### INVESTMENT POLICY

The objective of the **Short Duration Income** Segregated Portfolio (the “Fund”) is to offer a convenient and efficient vehicle for investing in high quality money market and short duration income producing instruments denominated mainly in US dollars which offer liquidity, low risk, and attractive returns consistent with prudent investment management.

### TO THE SHAREHOLDERS

We are pleased to present the Annual Report and Financial Statements of the Fund for the year ended December 31, 2024. The net asset value per shares of the Fund increased from \$119.92 as at December 31st 2023 to \$124.72 as at December 31<sup>st</sup> 2024, representing a total return after fees of 4.01% for the 2024 calendar year. The total assets of the Fund increased over the year to \$18.3 million as at 31st December 2024 from \$17.1 million at the beginning of the year.

### ANNUAL REVIEW

Bond yields rose in the first half of 2024 as expectations of rate cuts from major central banks faded following higher than expected inflation figures in the US and Europe. The Fund held 30 percent in bonds maturing within the next twelve months which posted positive returns as they approached maturity and resulted in outperformance relative to that of the Fund’s benchmark. Bond yields reversed direction and declined in the second half of the year as the Fed started a new monetary easing cycle with a half-percent rate cut at the September meeting. This was followed by two further 0.25 percent cuts in the final quarter of 2024 as inflation moderated. The yield curve steepened as short-term interest rates fell on the Fed’s actions while longer-term rates rose as the result of the US presidential election raised concern about the possibility of future price pressures owing to trade tariffs.

### OUTLOOK

As we begin 2025, Trump’s return to the White House and his proposed policies on trade and tariffs are concerning and may spur inflation. On the other hand, we note that the US labour market is strong. Against this backdrop, the Fed is likely to tread cautiously and keep rates on hold in the near term. For now, we keep maturities relatively short to shield the Fund against any potential rise in yields on the back of the incoming Trump administration’s policies. We will opportunistically increase duration in the Fund, but with no maturities beyond five years. Investment grade corporate bonds offer a yield advantage over US Treasuries. However, for liquidity purposes and trading opportunities, some US Treasuries are always held in the Fund.



Robert R. Pires, MBA, CFA  
Chairman

BIAS Global Portfolios SPC

BIAS Short Duration Income Fund – US\$ Segregated Portfolio

July 17, 2025



# BIAS GLOBAL PORTFOLIOS SPC

BERMUDA INVESTMENT ADVISORY SERVICES LIMITED

## SHORT DURATION INCOME FUND FACT SHEET

As at 31st December 2024

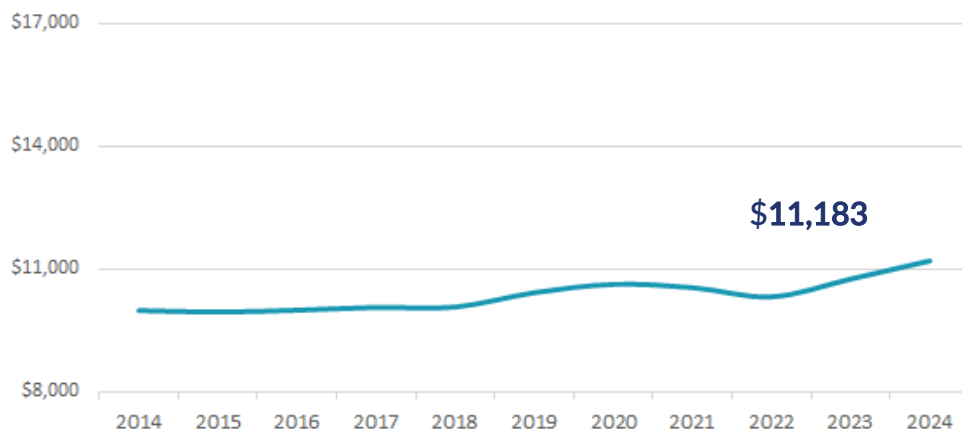
### OBJECTIVE

The objective of the Fund is to offer a convenient and efficient vehicle for investing in high quality money market and short duration income producing instruments denominated primarily in US dollars which offer liquidity, low risk and attractive returns consistent with prudent investment management. There can be no assurances however, that such objectives will always be

### PROFILE

- Δ **Share Price/NAV:** \$124.72
- Δ **Net Assets:** \$18.31M
- Δ **Share Class:** Class A
- Δ **Fund Inception:** 29 Dec 2006
- Δ **ISIN:** KYG108811038
- Δ **Bloomberg:** BIASSDA KY
- Δ **Domicile:** Cayman Islands
- Δ **Fiscal Year-End:** 31 Dec
- Δ **Subscription/Redemption:** Weekly
- Δ **Base Currency:** USD
- Δ **Benchmark\*:** US Treasury 1-3 YR
- Δ **Fund Administrator:** NAV Consulting

## ACTUAL GROWTH OF \$10,000



As at 31st December 2024. The ten-year actual growth of \$10,000 is for illustrative purposes only. Returns assume the reinvestment of distributions and do not reflect additional deposits or withdrawals. Results would be less favourable if withdrawals were included.

### PERFORMANCE

(As at 31st December 2024  
Returns are annualised for periods longer than 1 year)

1 Year	3 Year	5 Year	10 Year
4.01%	1.97%	1.41%	1.12%

### TOP 10 HOLDINGS

Holding	Weight
US TREASURY N/B MAY 26 3.625%	4.09%
US TREASURY N/B APR 28 3.5%	4.02%
US TREASURY N/B AUG 27 3.125%	4.00%
US TREASURY N/B FEB 27 2.25%	3.96%
US TREASURY N/B AUG 28 2.875%	3.92%
SWEDBANK SEP 26 6.136%	2.81%
SUMITOMO MITSUI FINL JUL 26 5.88%	2.80%
MORGAN STANLEY BK NA JUL 25 5.479%	2.76%
US TREASURY N/B FEB 25 2.75%	2.74%
NUCOR CORP MAY 25 3.95%	2.74%

### RISK PROFILE



### SUITABILITY

The BIAS Short Duration Income Fund is for a person with a lower tolerance for risk and the need for reasonable security within their portfolio, as well as, a steady flow of income. One needs to be willing to take a minimal amount of loss to see some capital appreciation. The BIAS Short Duration Income Fund is a shorter-term strategy.

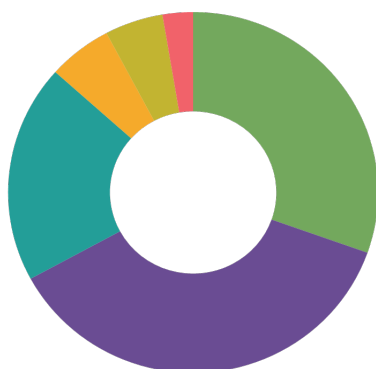
\*Benchmarks do not include expenses and withholding tax which are deducted from fund returns. All performance is reported as Net.



# BIAS GLOBAL PORTFOLIOS SPC

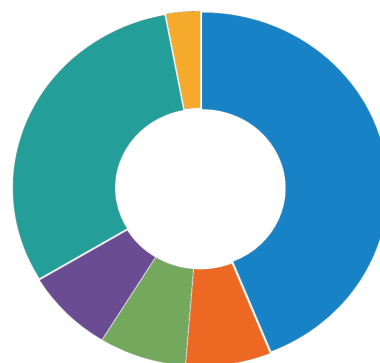
BERMUDA INVESTMENT ADVISORY SERVICES LIMITED

## BOND STRATEGY ALLOCATION



	SOFR	2.8%
	0-1 YR	38.2%
	1-2 YR	29.9%
	2-3 YR	13.3%
	3-4 YR	10.7%
	Cash	5.1%

## CREDIT RATING



	AAA	39.7%
	AA-	7.2%
	A+	7.2%
	A	7.5%
	A-	35.5%
	BBB+	2.9%

## DISCLAIMER

**Past performance is no guarantee of future results.** Performance is reported as net and is calculated after management fees have been taken. Performance does not include any additional annual fees, plan member fees, redemption fees, transaction fees and costs. If such costs and fees were reflected, the overall return to the Client would be lower.

**You cannot invest directly in an index.** Accordingly, performance results for investment indexes do not reflect the deduction of transaction and or custodial charges or the deduction of an investment management fee, the incurrence of which would have the effect of decreasing historical performance results.

**The BIAS Global Portfolios SPC mutual funds are subject to risks,** uncertainties, unforeseen circumstances and assumptions with respect to the assets under management. These risks may materially affect the performance of the funds and one should be prepared to bear losses as future returns are unpredictable.

**The information provided in this Fund Fact Sheet is not investment advice.** The information provided herein is for informational purposes only and does not consider your individual needs, investment objectives and specific financial circumstances. Bermuda Investment Advisory Services Limited and BIAS Investors (Cayman) Ltd. and its related companies do not assume nor accept any liability whatsoever for any direct, indirect, or consequential loss arising from or in connection with any use or reliance of this information or anything contained in it.

BIAS GLOBAL PORTFOLIOS, SPC A Cayman Islands Exempted Company registered as a Segregated Portfolio Company Private Offering of Segregated Portfolio Shares. Listing on the Cayman Islands Stock Exchange. Listing Agent: Stuarts Walker Hersant Humphries, Kensington House, 69 Dr. Roy's Drive, P.O. Box 2510, Grand Cayman KY1-1104, Cayman Islands. Listing on the Cayman Islands Stock Exchange. Sponsored by: Ocorian Securities (Bermuda) Ltd Canon's Court, 22 Victoria Street, Hamilton



**Robert Pires**  
Chief Investment Officer  
MBA, CFA



**Ingela Persson**  
Senior Portfolio &  
Relationship Manager, BSC

[www.biasinvestors.com](http://www.biasinvestors.com)  
[info@biasinvestors.com](mailto:info@biasinvestors.com)  
Bermuda: 1.441.292.4292  
Cayman: 1.345.943.0003



Licensed to conduct Investment business by the Bermuda Monetary Authority. Licensed by the Cayman Islands Monetary Authority to conduct Investment business. Registered Advisor with the U.S. Securities and Exchange Commission. Registered on the Cayman Islands Stock Exchange (CSX).

**BIAS GLOBAL PORTFOLIOS, SPC  
BIAS SHORT DURATION INCOME FUND –  
US\$ SEGREGATED PORTFOLIO**

**Financial Statements and Independent Auditor's Report**

December 31, 2024

**BIAS GLOBAL PORTFOLIOS, SPC**  
**BIAS SHORT DURATION INCOME FUND – US\$ SEGREGATED PORTFOLIO**

**CONTENTS**

	Page
Independent Auditor’s Report	1-3
Statement of Financial Position	4
Statement of Comprehensive Income	5
Statement of Changes in Equity	6
Statement of Cash Flows	7
Notes to the Financial Statements	8-23



Tel: +1 (345) 943-8800  
Fax: +1 (345) 943-8801  
Email: mail@bdo.ky  
www.bdo.ky

PO Box 31118  
2<sup>nd</sup> Floor - Building 3  
Governors Square  
23 Lime Tree Bay Avenue  
Grand Cayman KY1-1205  
Cayman Islands

## Independent Auditor's Report

To the Board of Directors and Shareholders of  
BIAS Global Portfolios, SPC – BIAS Short Duration Income Fund – US\$ Segregated Portfolio  
Grand Cayman, Cayman Islands

### Opinion

We have audited the financial statements of BIAS Global Portfolios, SPC – BIAS Short Duration Income Fund – US\$ Segregated Portfolio (the “Fund”), which comprise the statement of financial position as at December 31, 2024, and the statement of comprehensive income, statement of changes in equity and statement of cash flows for the year then ended, and the notes to the financial statements, including material accounting policy information.

In our opinion, the accompanying financial statements present fairly, in all material respects, the financial position of the Fund as at December 31, 2024, and its financial performance and its cash flows for the year then ended in accordance with IFRS Accounting Standards as issued by the International Accounting Standards Board (“IFRS Accounting Standards”).

### Basis for Opinion

We conducted our audit in accordance with International Standards on Auditing (“ISAs”). Our responsibilities under those standards are further described in the *Auditor's Responsibilities for the Audit of the Financial Statements* section of our report. We are independent of the Fund in accordance with the International Ethics Standards Board for Accountants' *Code of Ethics for Professional Accountants* (“IESBA Code”), and we have fulfilled our ethical responsibilities in accordance with the IESBA Code. We believe that the audit evidence we have obtained is sufficient and appropriate to provide a basis for our opinion.

### Other Matter

The financial statements of the Fund for the year ended December 31, 2023, were audited by another auditor who expressed an unmodified opinion on those statements on May 15, 2024.

### Responsibilities of the Directors for the Financial Statements

The directors are responsible for the preparation and fair presentation of the financial statements in accordance with IFRS Accounting Standards, and for such internal control as the directors determine is necessary to enable the preparation of financial statements that are free from material misstatement, whether due to fraud or error.

In preparing the financial statements, the directors are responsible for assessing the Fund's ability to continue as a going concern, disclosing, as applicable, matters related to going concern and using the going concern basis of accounting unless the directors either intends to liquidate the Fund or to cease operations, or has no realistic alternative but to do so.



## Independent Auditor's Report (continued)

### Auditor's Responsibilities for the Audit of the Financial Statements

Our objectives are to obtain reasonable assurance about whether the financial statements as a whole are free from material misstatement, whether due to fraud or error, and to issue an auditor's report that includes our opinion. Reasonable assurance is a high level of assurance, but is not a guarantee that an audit conducted in accordance with ISAs will always detect a material misstatement when it exists. Misstatements can arise from fraud or error and are considered material if, individually or in the aggregate, they could reasonably be expected to influence the economic decisions of users taken on the basis of these financial statements.

As part of an audit in accordance with ISAs, we exercise professional judgment and maintain professional skepticism throughout the audit. We also:

- Identify and assess the risks of material misstatement of the financial statements, whether due to fraud or error, design and perform audit procedures responsive to those risks, and obtain audit evidence that is sufficient and appropriate to provide a basis for our opinion. The risk of not detecting a material misstatement resulting from fraud is higher than for one resulting from error, as fraud may involve collusion, forgery, intentional omissions, misrepresentations, or the override of internal control.
- Obtain an understanding of internal control relevant to the audit in order to design audit procedures that are appropriate in the circumstances, but not for the purpose of expressing an opinion on the effectiveness of the Fund's internal control.
- Evaluate the appropriateness of accounting policies used and the reasonableness of accounting estimates and related disclosures made by the directors.
- Conclude on the appropriateness of the director's use of the going concern basis of accounting and, based on the audit evidence obtained, whether a material uncertainty exists related to events or conditions that may cast significant doubt on the Fund's ability to continue as a going concern. If we conclude that a material uncertainty exists, we are required to draw attention in our auditor's report to the related disclosures in the financial statements or, if such disclosures are inadequate, to modify our opinion. Our conclusions are based on the audit evidence obtained up to the date of our auditor's report. However, future events or conditions may cause the Fund to cease to continue as a going concern.
- Evaluate the overall presentation, structure and content of the financial statements, including the disclosures, and whether the financial statements represent the underlying transactions and events in a manner that achieves fair presentation.

We communicate with those charged with governance regarding, among other matters, the planned scope and timing of the audit and significant audit findings, including any significant deficiencies in internal control that we identify during our audit.



## Independent Auditor's Report (continued)

### Restriction on Use

This report has been prepared for and only for BIAS Global Portfolios, SPC – BIAS Short Duration Income Fund – US\$ Segregated Portfolio and its directors in accordance with the terms of our engagement letter and for no other purpose. To the fullest extent permitted by law, we do not accept or assume any liability or duty of care for any other purpose or to any other person to whom this report is shown or into whose hands it may come save where expressly agreed by our prior consent in writing.

BDO

June 27, 2025

**BIAS GLOBAL PORTFOLIOS, SPC**  
**BIAS SHORT DURATION INCOME FUND – US\$ SEGREGATED PORTFOLIO**

**Statement of Financial Position**

December 31, 2024

*(Expressed in United States dollars)*

	Note	<u>2024</u>	<u>2023</u>
<b>Asset</b>			
<b>Non-Current assets</b>			
Financial assets at fair value through profit or loss	5, 6, 10	\$ 9,785,997	\$ 12,712,621
<b>Current assets</b>			
Financial assets at fair value through profit or loss	5, 6, 10	7,457,178	3,719,480
Cash and cash equivalents	3, 6	937,517	529,179
Interest receivable		166,267	143,068
Subscriptions receivable	8	15,000	-
Receivable from an affiliate	12	-	19,973
Other assets		2,394	2,857
<b>Total assets</b>		<u>\$ 18,364,353</u>	<u>\$ 17,127,178</u>
<b>Equity</b>			
Redeemable share capital	8, 12	\$ 1,469	\$ 1,428
Share premium		13,708,352	13,204,840
Retained earnings		4,601,540	3,904,747
<b>Total equity (net asset)</b>		<u>\$ 18,311,361</u>	<u>\$ 17,111,015</u>
<b>Liabilities</b>			
<b>Current liabilities</b>			
Accounts payable and accrued expenses	7	\$ 26,576	\$ 16,163
Redemptions payable	8	26,416	-
<b>Total liabilities</b>		<u>\$ 52,992</u>	<u>\$ 16,163</u>
<b>Total equity and liabilities</b>		<u>\$ 18,364,353</u>	<u>\$ 17,127,178</u>
Class A Shares outstanding	8, 12	146,816	142,693
<b>Net asset value per share</b>		<u>\$ 124.72</u>	<u>\$ 119.91</u>

*See accompanying notes to the financial statements*

Authorised for issue on behalf of the Board of Directors on June 27, 2025.

NICOLA CORSETTI

Director

RANKINE MCMILLAN

Director

**BIAS GLOBAL PORTFOLIOS, SPC**  
**BIAS SHORT DURATION INCOME FUND – US\$ SEGREGATED PORTFOLIO**

**Statement of Comprehensive Income**

Year ended December 31, 2024  
*(Expressed in United States dollars)*

	Note	<u>2024</u>	<u>2023</u>
<b>Investment income</b>			
Interest income	4	\$ 718,379	\$ 378,760
Change in net unrealised gain on financial assets at fair value through profit or loss	5	105,819	373,526
Miscellaneous income		250	250
Net realised loss on sale of financial assets at fair value through profit or loss	5	<u>(7,536)</u>	<u>(12,277)</u>
Total investment income		<u>\$ 816,912</u>	<u>\$ 740,259</u>
<b>Expenses</b>			
Management fees	7	(80,345)	(44,172)
Administration fees	7	(8,847)	(14,482)
Directors' fees	7	(2,255)	(2,739)
Dividends		(90)	-
Interest expenses		(89)	(20,285)
Other general expenses		<u>(28,493)</u>	<u>(20,324)</u>
Total expenses		<u>(120,119)</u>	<u>(102,002)</u>
<b>Comprehensive income for the year</b>		<u>\$ 696,793</u>	<u>\$ 638,257</u>

*See accompanying notes to the financial statements*

**BIAS GLOBAL PORTFOLIOS, SPC**  
**BIAS SHORT DURATION INCOME FUND – US\$ SEGREGATED PORTFOLIO**

**Statement of Changes in Equity**

Year ended December 31, 2024  
*(Expressed in United States dollars)*

	<b>Redeemable Share Capital</b>	<b>Share Premium</b>	<b>Retained Earnings</b>	<b>Total</b>
<b>Balance as at December 31, 2022</b>	\$ 1,259	11,229,752	3,266,490	\$ 14,497,501
<b>Total comprehensive income for the year</b>				
Comprehensive income for the year	-	-	638,257	638,257
<b>Transactions with owners, recognised directly in equity</b>				
Contributions and redemptions to shareholders				
Issue of Class A Shares	470	5,527,419	-	5,527,889
Redemption of Class A Shares	(301)	(3,552,331)	-	(3,552,632)
<b>Total transactions with owners</b>	169	1,975,088	-	1,975,257
<b>Balance as at December 31, 2023</b>	\$ 1,428	13,204,840	3,904,747	\$ 17,111,015
<b>Total comprehensive income for the year</b>				
Comprehensive income for the year	-	-	696,793	696,793
<b>Transactions with owners, recognised directly in equity</b>				
Contributions and redemptions to shareholders				
Issue of Class A Shares	361	4,390,889	-	4,391,250
Redemption of Class A Shares	(320)	(3,887,377)	-	(3,887,697)
<b>Total transactions with owners</b>	41	503,512	-	503,553
<b>Balance as at December 31, 2024</b>	\$ 1,469	13,708,352	4,601,540	\$ 18,311,361

*See accompanying notes to the financial statements*

**BIAS GLOBAL PORTFOLIOS, SPC**  
**BIAS SHORT DURATION INCOME FUND – US\$ SEGREGATED PORTFOLIO**

**Statement of Cash Flows**

Year ended December 31, 2024  
*(Expressed in United States dollars)*

	<u>2024</u>	<u>2023</u>
<b>Cash flows from operating activities</b>		
Comprehensive income for the year	\$ 696,793	\$ 638,257
Adjustments to reconcile comprehensive income to net cash used in operating activities:		
Amortisation and accretion of bond premiums and discounts	(88,825)	156,726
Purchase of investments	(5,869,826)	(8,033,040)
Proceeds from sale and maturity of investments	5,245,860	5,750,000
Net realised loss on sale of financial assets at fair value through profit and loss	7,536	12,277
Change in net unrealised gain on financial assets at fair value through profit and loss	(105,819)	(373,526)
Changes in operating assets and liabilities:		
Interest receivable	(23,199)	(29,466)
Receivable from an affiliate	19,973	(19,973)
Other assets	463	195
Accounts payable and accrued expenses	10,413	7,017
<b>Net cash used in operating activities</b>	<u>(106,631)</u>	<u>(1,891,533)</u>
<b>Cash flows from financing activities</b>		
Proceeds from subscriptions of Class A Shares, net of subscriptions receivable	4,376,250	4,517,388
Payments on redemptions of Class A Shares, net of redemptions payable	<u>(3,861,281)</u>	<u>(2,453,960)</u>
<b>Net cash provided by financing activities</b>	514,969	2,063,428
<b>Net increase in cash and cash equivalents</b>	408,338	171,895
<b>Cash and cash equivalents, beginning of year</b>	<u>529,179</u>	<u>357,284</u>
<b>Cash and cash equivalents, end of year</b>	<u>\$ 937,517</u>	<u>\$ 529,179</u>
<b>Supplemental information</b>		
Interest received	\$ 695,180	\$ 349,294
Interest paid	<u>89</u>	<u>20,285</u>
Transfers between shareholders	<u>72,111</u>	<u>1,110,687</u>
Dividends paid	<u>90</u>	<u>-</u>

*See accompanying notes to the financial statements*

**BIAS GLOBAL PORTFOLIOS, SPC**  
**BIAS SHORT DURATION INCOME FUND – US\$ SEGREGATED PORTFOLIO**

**Notes to the Financial Statements**

December 31, 2024

*(Expressed in United States dollars)*

---

**1. Incorporation and principal activity**

BIAS Global Portfolios, SPC (the “Company”) was incorporated as a Cayman Islands exempted limited company and registered as a segregated portfolio company under the Companies Act of the Cayman Islands on July 11, 2006. The Company registered under the Mutual Funds Act (2021 Revision) of the Cayman Islands on November 21, 2006. The address of its registered office is Stuarts Corporate Services Ltd. P.O. Box 2510, Kensington House, 69 Dr Roy’s Drive, George Town, Grand Cayman KY1-1104, Cayman Islands.

The Company established BIAS Short Duration Income Fund – US\$ Segregated Portfolio (the “Fund”), a segregated portfolio, on December 15, 2006. The Fund commenced operations on December 29, 2006.

At December 31, 2024, the Company has three segregated portfolios, namely, the Fund, the BIAS Equities Fund – US\$ Segregated Portfolio and the BIAS Global Balanced Fund – US\$ Segregated Portfolio. Additional segregated portfolios may be established by the Company in the future at the sole discretion of the Board of Directors. As a matter of Cayman Islands law, the assets of one segregated portfolio will not be available to meet the liabilities of another. However, the Company is a single legal entity which may operate or have assets held on its behalf or be subject to claims in other jurisdictions which may not necessarily recognise such segregation.

The Fund’s Class A Shares are listed on the Cayman Islands Stock Exchange and the Bermuda Stock Exchange.

The Fund is a segregated portfolio and a separate individually managed pool of assets constituting, in effect, a separate fund with its own investment objective. The assets, liabilities, and results of operations of the Company or other segregated portfolios are not included in these financial statements. BIAS Investors (Cayman) Ltd. (the “Investment Manager” and “Sub-custodian”), a related party through common directors, acts as the Fund’s Investment Manager under the Investment Management Agreement. The Investment Manager has entered into an agreement to delegate its duties to Bermuda Investment Advisory Services Limited (the “Sub-Manager”). The Investment Manager has entered into an agreement to delegate some of its investment management responsibilities relating to a specific strategy for the Fund to NovaPoint Capital LLC (“NovaPoint”). Comerica Bank (the “Custodian”) acts as the Fund’s primary custodian, and NAV Fund Services (Cayman) Ltd. (the “Administrator”) acts as the Fund’s administrator.

Assets are identified as either general Company or Segregated Portfolio assets. Those attributable to a segregated portfolio comprise assets representing the total equity attributable to the segregated portfolio and other assets attributable to or held within that segregated portfolio. They are held separately from, and are not comingled with, assets of the other segregated portfolios noted above. The general assets of the Company comprise a cash balance of \$1, representing the amount received upon issuance of the Ordinary Shares (see Note 8). As at December 31, 2024 and 2023, the general assets are not presented separately on the statement of financial position due to immateriality. No income or expenses have been attributed to the general assets to date.

The objective of the Fund is to offer a vehicle for investing in high quality money market and short duration income producing instruments denominated in United States (“US”) dollars, which offer liquidity, low risk and attractive returns consistent with prudent investment management.

**Notes to the Financial Statements (continued)**

December 31, 2024

*(Expressed in United States dollars)*

---

**2. Material accounting policy information**

The principal accounting policies applied in the preparation of the financial statements are set out below. The accounting policies have been applied consistently throughout the period and are consistent with prior year.

*(a) Basis of preparation*

These financial statements have been prepared in accordance with IFRS® Accounting Standards (“IFRS”).

The financial statements are presented in United States (“US”) dollars, which is also the Fund’s functional currency, and not the local currency of the Cayman Islands reflecting the fact that the Fund’s Class A Shares are issued in US dollars, and assets and liabilities are denominated in US dollars.

The statement of financial position presents assets and liabilities in decreasing order of liquidity and do not distinguish between current and non-current items. All of the Fund’s assets and liabilities are held for the purpose of being traded or are expected to be realised within one year.

These financial statements are prepared on a fair value basis for financial assets and liabilities held at fair value through profit or loss. Other financial assets and liabilities and non-financial assets and liabilities are stated at amortised cost or redemption amount which is considered to approximate fair value due to the short-term nature of these assets and liabilities.

*Standards and amendments to existing standards effective January 1, 2024*

A number of new standards, amendments to standards or interpretations were effective for the year ended December 31, 2024 and have been applied in the preparation of these financial statements, including:

*(i) IAS 1 ‘Classification of Liabilities as Current or Non-Current’*

The amendments, issued in January 2020, provide a more general approach to the classification of liabilities under IAS 1 based on the contractual arrangements in place at the reporting date. The amendments were originally effective for annual reporting periods beginning on or after January 1, 2022, however, the effective date was delayed to January 1, 2024.

The adoption of these amendments did not have a material effect on the financial statements of the Fund.

*New standards and amendments effective after January 1, 2025 and have not been early adopted*

A number of new standards, amendments to standards and interpretations are effective for annual periods beginning after January 1, 2025, and have not been early adopted in preparing these financial statements.

None of these are expected to have a material effect on the financial statements of the Fund.

*(b) Investment income and expense*

Dividend income is recorded on the ex-dividend date and is reported gross of withholding tax, and the corresponding withholding tax is recognised as a tax expense. Bank interest income and expense is accounted for on the accrual basis.

Interest income from financial assets at fair value through profit or loss is recognised in statement of comprehensive income, using the effective interest method.

The effective interest rate is the rate that exactly discounts the estimated future cash receipts through the expected life of the financial instrument (or, when appropriate, a shorter period) to the carrying amount of the financial instrument. When calculating the effective interest rate, the Fund estimates future cash flows considering all contractual terms of the financial instrument, but not future credit losses. Interest received or receivable is recognised in statement of comprehensive income as interest income.

**Notes to the Financial Statements (continued)**

December 31, 2024

*(Expressed in United States dollars)*

---

**2. Material accounting policy information (continued)**

*(c) Financial assets and liabilities*

*(i) Classification*

The Fund classifies its investments based on both the Fund's business model for managing those financial assets and the contractual cash flow characteristics of the financial assets. The portfolio of financial assets is managed and performance is evaluated on a fair value basis. The Fund is primarily focused on fair value information and uses that information to assess the assets' performance and to make decisions. The Fund has not taken the option to irrevocably designate any equity securities as fair value through other comprehensive income. The contractual cash flows of the Fund's debt securities are solely principal and interest, however, these securities are neither held for the purpose of collecting contractual cash flows nor held both for collecting contractual cash flows and for sale. The collection of contractual cash flows is only incidental to achieving the Fund's business model's objective. Consequently, all investments are measured at fair value through profit or loss and are held for trading. As such, the Fund classifies all of its investment portfolio as financial assets at fair value through profit or loss and are held for trading. The Fund's policy requires the Investment Manager and the Board of Directors to evaluate the information about these financial assets and liabilities on a fair value basis together with other related financial information.

Financial assets and liabilities that are not at fair value through profit or loss are recognised initially at fair value and subsequently measured at amortised cost, and include interest receivable, subscriptions receivable, receivable from an affiliate, other assets, accounts payable and accrued expenses and redemptions payable.

*(ii) Recognition/derecognition*

Purchases and sales of investments are initially recognised on the trade date – the date on which the Fund commits to purchase or sell the investment. Other financial assets and liabilities are recognised on the date the Fund becomes a party to the contractual provisions of the instrument.

Investments and other financial assets are derecognised when the rights to receive cash flows from the investments have expired or the Fund has transferred all risks and rewards of ownership. The Fund derecognises a financial liability when its contractual obligations are discharged, cancelled or expired.

Subsequent to initial recognition, all financial assets and financial liabilities at fair value through profit or loss are measured at fair value. Gains and losses arising from changes in the fair value of the 'financial assets at fair value through profit or loss' category is included in the statement of comprehensive income in the period in which they arise within net realised loss on sale of financial assets at fair value through profit or loss. Movements in unrealised gains and losses on financial assets are recognised in the statement of comprehensive income within change in net unrealised gain on financial assets at fair value through profit or loss.

*(iii) Measurement*

Financial assets and liabilities at fair value through profit or loss are initially recognised at fair value, with transaction costs recognised in statement of comprehensive income. 'Fair value' is the price that would be received to sell an asset or paid to transfer a liability in an orderly transaction between market participants at the measurement date in the principal or, in its absence, the most advantageous market to which the Fund has access at that date.

**Notes to the Financial Statements (continued)**

December 31, 2024

*(Expressed in United States dollars)*

---

**2. Material accounting policy information (continued)**

*(c) Financial assets and liabilities (continued)*

*(iv) Fair value measurement principles*

The Fund's investments are valued on Friday of each week and at each month-end (the "Valuation Date"). In accordance with IFRS 13, for those financial assets and liabilities, at fair value through profit and loss, which have a quoted price in an active market, the Fund uses the last traded price in cases where the last traded price falls within the bid-ask spread. Where the last traded price falls outside the bid-ask spread, the bid price is used for long securities and the ask price for securities held short. There were no listed financial equity instruments for which quotations were not readily available in active markets on a recognised public stock exchange during any of the periods presented.

The fair value of fixed income securities is estimated using market price quotations (where observable).

*(v) Identification and measurement of impairment*

A financial asset not classified at fair value through profit or loss is assessed at each reporting date to determine whether there is objective evidence of impairment. A financial asset is impaired if there is objective evidence of impairment as a result of one or more events that occurred after the initial recognition of the asset, and that loss event had an impact on the estimated future cash flows of that asset that can be estimated reliably.

Impairment losses on assets carried at amortised cost are measured as the difference between the carrying amount of the financial asset and the present value of estimated future cash flows discounted at the asset's original effective interest rate. Impairment losses are recognised in the statement of comprehensive income when incurred. Interest on impaired assets continues to be recognised. When a subsequent event causes the amount of impairment loss to decrease, the decrease in impairment loss is reversed through the statement of comprehensive income. There are no impairments for the years ended December 31, 2024 and 2023.

*(vi) Offsetting*

Financial assets and financial liabilities are offset and the net amount is presented in the statement of financial position when, and only when, the Fund has a legal right to offset the amounts and it intends either to settle on a net basis or to realise the asset and settle the liability simultaneously. Income and expenses are presented on a net basis for gains and losses from financial instruments at fair through profit or loss and foreign exchange gains and losses. There is no offsetting in the statements of financial position at December 31, 2024 and 2023.

*(d) Operating expenses*

The Fund is responsible for all normal operating expenses including audit fees, stamp and other duties and charges incurred on the acquisition and realisation of investments. All expenses are recognised in the statement of comprehensive income on the accrual basis.

*(e) Cash and cash equivalents*

Cash and cash equivalents include cash at bank, money market investments, and balances held with the investment broker with maturities of three months or less from the acquisition date that are subject to an insignificant risk of change in their fair value. Money market funds are valued at the net asset value as provided by the managers of the underlying funds.

**Notes to the Financial Statements (continued)**

December 31, 2024

*(Expressed in United States dollars)*

---

**2. Material accounting policy information (continued)**

*(f) Share capital*

The Fund classifies financial instruments issued as financial liabilities or equity instruments in accordance with the substance of the contractual terms of the instruments.

Ordinary Shares are classified as share capital of the Company. The Class A Shares are the most subordinate class of financial instruments in the Fund. The Class A Shares provide investors with the right to require redemption for cash at a value proportionate to the investor's share in the Fund's net assets at each weekly redemption date and also in the event of the Fund's liquidation.

A puttable financial instrument that includes a contractual obligation for the Fund to repurchase or redeem that instrument for cash or another financial asset is classified as equity, if it meets all of the following conditions:

- it entitles the holder to a pro rata share of the Fund's net assets in the event of the Fund's liquidation;
- it is in the class of instruments that is subordinate to all other classes of instruments;
- all financial instruments in the class of instruments that is subordinate to all other classes of instruments have identical features;
- apart from the contractual obligation for the Fund to repurchase or redeem the instrument for cash or another financial asset, the instrument does not include any other features that would require classification as a liability; and
- the total expected cash flows attributable to the instrument over its life are based substantially on the profit or loss, the change in the recognised net assets or the change in the fair value of the recognised and unrecognised net assets of the Fund over the life of the instrument.

The Fund's Class A Shares meet these conditions and are classified as equity.

When Class A Shares recognised as equity are redeemed, the par value of the shares is presented as a deduction from redeemable share capital. Any premium or discount to par value is recognised as an adjustment to share premium, or if insufficient, to retained earnings. Redemptions payable are classified as financial liabilities and are measured at the present value of the redemption amounts.

*(g) Foreign currency*

Assets and liabilities denominated in currencies other than US dollars are translated at exchange rates prevailing at the year-end date. Transactions in other currencies during the year are translated to US dollars at the rate prevailing at the date of the transaction. The resulting profits or losses are disclosed in the statement of comprehensive income.

Foreign currency differences arising on retranslation are recognised in statement of comprehensive income as net foreign exchange loss, except for those arising on financial instruments at fair value through profit or loss, which are recognised as a component of net realised loss on sale of financial assets at fair value through profit or loss or change in net unrealised gain on financial assets at fair value through profit or loss.

*(h) Use of estimates and judgments*

The preparation of the financial statements in conformity with IFRS requires management to make judgments, estimates and assumptions that affect the application of accounting policies and the reported amounts of assets, liabilities, income and expenses. Actual results may differ from these estimates. Estimates and underlying assumptions are reviewed on an ongoing basis. Revisions to accounting estimates are recognised in the period in which the estimates are revised and in any future periods affected. Management does not believe that the estimates and assumptions have a significant risk of causing material adjustment to the carrying amounts of assets and liabilities within the next financial year.

**BIAS GLOBAL PORTFOLIOS, SPC**  
**BIAS SHORT DURATION INCOME FUND – US\$ SEGREGATED PORTFOLIO**

**Notes to the Financial Statements (continued)**

December 31, 2024

(Expressed in United States dollars)

**3. Cash and cash equivalents**

	<u>2024</u>	<u>2023</u>
Cash at broker	\$ 154,870	\$ 115,531
Money market funds held at broker	<u>782,647</u>	<u>413,648</u>
Total	<u>\$ 937,517</u>	<u>\$ 529,179</u>

**4. Interest income**

	<u>2024</u>	<u>2023</u>
Interest income on financial assets carried at amortised cost:		
Cash and cash equivalents	\$ <u>47,878</u>	\$ <u>26,714</u>
Interest income on financial assets carried at fair value through profit and loss		
Debt securities	\$ <u>670,501</u>	\$ <u>352,046</u>
Total	<u>\$ 718,379</u>	<u>\$ 378,760</u>

**5. Financial assets and liabilities at fair value through profit or loss**

The following tables summarise financial assets classified at fair value through profit or loss as at December 31, 2024 and 2023, and the related changes as presented in the statement of financial position and comprehensive income:

<u>2024</u>	<u>Cost</u>	<u>Fair Value</u>
Financial assets held for trading		
Government bonds	\$ 6,901,934	\$ 6,848,085
Corporate bonds	<u>10,385,226</u>	<u>10,395,090</u>
Total	<u>\$ 17,287,160</u>	<u>\$ 17,243,175</u>

<u>2023</u>	<u>Cost</u>	<u>Fair Value</u>
Financial assets held for trading		
Government bonds	\$ 8,438,345	\$ 8,319,218
Corporate bonds	<u>8,143,560</u>	<u>8,112,883</u>
Total	<u>\$ 16,581,905</u>	<u>\$ 16,432,101</u>

	<u>2024</u>	<u>2023</u>
Net realised loss on sale of financial assets at fair value through profit or loss:		
Corporate and government bonds	\$ <u>(7,536)</u>	\$ <u>(12,277)</u>

**BIAS GLOBAL PORTFOLIOS, SPC**  
**BIAS SHORT DURATION INCOME FUND – US\$ SEGREGATED PORTFOLIO**

**Notes to the Financial Statements (continued)**

December 31, 2024

*(Expressed in United States dollars)*

**5. Financial assets and liabilities at fair value through profit or loss (continued)**

	<u>2024</u>	<u>2023</u>
Change in net unrealised gain on financial assets at fair value through profit or loss:		
Government bonds	\$ 65,278	\$ 191,232
Corporate bonds	<u>40,541</u>	<u>182,294</u>
Total	\$ <u>105,819</u>	\$ <u>373,526</u>

The net realised loss on sale of financial assets at fair value through profit or loss represents the difference between the acquisition price, or the carrying amount of a financial instrument and its sale/settlement price. The change in net unrealised gain on financial assets at fair value through profit or loss represents the difference between the acquisition price, or carrying amount of the respective financial instrument at the beginning of the year, and its carrying amount at the end of the year.

**6. Fair value of financial instruments**

The Fund measures fair values using the following fair value hierarchy that reflects the significance of the inputs used in measuring fair value:

Level 1: Inputs are unadjusted quoted market prices in active markets for identical assets or liabilities that the Fund has the ability to access at the valuation date. An active market for the asset or liability is a market in which transactions for the asset or liability occur with sufficient frequency and volume to provide pricing information on an ongoing basis.

Level 2: Inputs other than quoted prices included within Level 1 that are observable for the asset or liability, either directly or indirectly. Fair value is determined through the use of models or other valuation methodologies. Level 2 inputs include the following:

- a) Quoted prices for similar assets or liabilities in active markets.
- b) Quoted prices for identical or similar assets or liabilities in markets that are not active, that is, markets in which there are few transactions for the asset or liability, the prices are not current, or price quotations vary substantially either over time or among market makers, or in which little information is released publicly.
- c) Inputs other than quoted prices that are observable for the asset or liability (e.g. interest rate and yield curves observable at commonly quoted intervals, volatilities, prepayment speeds, loss severities, credit risks and default rates).
- d) Inputs that are derived principally from or corroborated by observable market data by correlation or other means.

Level 3: Inputs are unobservable for the asset or liability. Unobservable inputs reflect the Fund's own assumptions about how market participants would be expected to value the asset or liability. Unobservable inputs are developed based on the best information available in the circumstances, other than market data obtained from sources independent of the Fund and might include the Fund's own data.

An investment is always categorised as Level 1, 2 or 3 in its entirety. In certain cases, the fair value measurement for an investment may use a number of different inputs that fall into different levels of the fair value hierarchy. In such cases, an investment's level within the fair value hierarchy is based on the lowest level of input that is significant to the fair value measurement. The assessment of the significance of a particular input to the fair value measurement requires judgment and is specific to the investment.

**BIAS GLOBAL PORTFOLIOS, SPC**  
**BIAS SHORT DURATION INCOME FUND – US\$ SEGREGATED PORTFOLIO**

**Notes to the Financial Statements (continued)**

December 31, 2024

(Expressed in United States dollars)

**6. Fair value of financial instruments (continued)**

The following table analyses, under the fair value hierarchy, the Fund's financial assets measured at fair value at December 31, 2024 and 2023 by geographic location:

<u>2024</u>	<u>Level 1</u>	<u>Level 2</u>	<u>Level 3</u>	<u>Total</u>
<b>Financial Assets</b>				
Cash and cash equivalents	\$ 937,517	\$ -	\$ -	\$ 937,517
Government bonds:				
United States	<u>6,848,085</u>	<u>-</u>	<u>-</u>	<u>6,848,085</u>
Total government bonds	<u>6,848,085</u>	<u>-</u>	<u>-</u>	<u>6,848,085</u>
Corporate bonds:				
United States	-	8,632,205	-	8,632,205
Japan	-	508,180	-	508,180
Norway	-	497,240	-	497,240
Luxembourg	-	247,235	-	247,235
Sweden	<u>-</u>	<u>510,230</u>	<u>-</u>	<u>510,230</u>
Total corporate bonds	<u>-</u>	<u>10,395,090</u>	<u>-</u>	<u>10,395,090</u>
Total	<u>\$ 7,785,602</u>	<u>\$ 10,395,090</u>	<u>\$ -</u>	<u>\$ 18,180,692</u>
<u>2023</u>	<u>Level 1</u>	<u>Level 2</u>	<u>Level 3</u>	<u>Total</u>
<b>Financial Assets</b>				
Cash and cash equivalents	\$ 529,179	\$ -	\$ -	\$ 529,179
Government bonds:				
United States	<u>8,319,218</u>	<u>-</u>	<u>-</u>	<u>8,319,218</u>
Total government bonds	<u>8,319,218</u>	<u>-</u>	<u>-</u>	<u>8,319,218</u>
Corporate bonds:				
United States	-	6,885,183	-	6,885,183
Canada	-	494,950	-	494,950
Norway	-	488,030	-	488,030
Luxembourg	<u>-</u>	<u>244,720</u>	<u>-</u>	<u>244,720</u>
Total corporate bonds	<u>-</u>	<u>8,112,883</u>	<u>-</u>	<u>8,112,883</u>
Total	<u>\$ 8,848,397</u>	<u>\$ 8,112,883</u>	<u>\$ -</u>	<u>\$ 16,961,280</u>

There were no transfers between Levels 1, 2 and 3 during the years ended December 31, 2024 and 2023.

**BIAS GLOBAL PORTFOLIOS, SPC**  
**BIAS SHORT DURATION INCOME FUND – US\$ SEGREGATED PORTFOLIO**

**Notes to the Financial Statements (continued)**

December 31, 2024

*(Expressed in United States dollars)*

**6. Fair value of financial instruments (continued)**

The following table analyses within the fair value hierarchy the Fund's assets and liabilities (by class) not classified as at fair value through profit or loss at December 31, 2024 and 2023 but for which fair value is disclosed.

<u>2024</u>	<u>Level 1</u>	<u>Level 2</u>	<u>Level 3</u>	<u>Total</u>
<b>Assets</b>				
Interest receivable	\$ -	\$ 166,267	\$ -	\$ 166,267
Other assets	-	2,394	-	2,394
Subscriptions receivable	-	15,000	-	15,000
Total	<u>\$ -</u>	<u>\$ 183,661</u>	<u>\$ -</u>	<u>\$ 183,661</u>
<b>Liabilities</b>				
Accounts payable and accrued expenses	\$ -	\$ 26,576	\$ -	\$ 26,576
Redemptions payable	-	26,416	-	26,416
Total	<u>\$ -</u>	<u>\$ 52,992</u>	<u>\$ -</u>	<u>\$ 52,992</u>
<u>2023</u>	<u>Level 1</u>	<u>Level 2</u>	<u>Level 3</u>	<u>Total</u>
<b>Assets</b>				
Interest receivable	\$ -	\$ 143,068	\$ -	\$ 143,068
Other assets	-	2,857	-	2,857
Receivable from an affiliate	-	19,973	-	19,973
Total	<u>\$ -</u>	<u>\$ 165,898</u>	<u>\$ -</u>	<u>\$ 165,898</u>
<b>Liabilities</b>				
Accounts payable and accrued expenses	\$ -	\$ 16,163	\$ -	\$ 16,163
Total	<u>\$ -</u>	<u>\$ 16,163</u>	<u>\$ -</u>	<u>\$ 16,163</u>

The assets and liabilities in the table above are carried at amortised cost; their carrying values are a reasonable approximation of fair value, due to their short-term nature.

Interest receivable, other assets, subscriptions receivable and receivable from an affiliate classified in Level 2 are other obligations due to the Fund. Accounts payable and accrued expenses and redemptions payable represent the contractual amounts and obligations due by the Fund for settlement of trades and expenses.

**BIAS GLOBAL PORTFOLIOS, SPC**  
**BIAS SHORT DURATION INCOME FUND – US\$ SEGREGATED PORTFOLIO**

**Notes to the Financial Statements (continued)**

December 31, 2024

(Expressed in United States dollars)

**7. Fees and expenses**

*Management fees*

The Investment Manager of the Fund is responsible for the day-to-day operations of the Fund, including managing the investment portfolio, providing investment analysis and making decisions relating to the investment of assets of the Fund. The Fund is responsible for the payment of a management fee to the Investment Manager for its services to the Fund, calculated weekly and payable monthly in arrears. The management fee is 0.15% of the NAV from January 1, 2023 to February 2023, effective March 1, 2023, increased by 0.05% per quarter until the fees reached the maximum of 0.45% of the NAV. During the year ended December 31, 2024, management fees totalled \$80,345 (2023: \$44,172). As at December 31, 2024, management fees payable totalled \$7,024 (2023: \$6,490) and were included within accounts payable and accrued expenses on the statement of financial position. The Investment Manager compensates the Sub-Manager for performing its delegated duties.

*Administration fees*

The Administrator is entitled to receive fees amounting to 0.04% per annum for NAV exceeding \$50 million and 0.03% per annum for NAV exceeding \$100 million, subject to a minimum of \$1,800 per month. The administration fee is calculated weekly and is payable monthly in arrears. Administration fees for the year ended December 31, 2024, totalled \$8,847 (2023: \$14,482). As at December 31, 2024, administration fees payable totalled \$2,169 (2023: \$2,144) and were included within accounts payable and accrued expenses on the statement of financial position.

The Administrator and the Investment Manager are reimbursed by the Fund for other fees and expenses that are identifiable with the Fund.

*Directors' fees*

Each Director who is not an officer or employee of the Investment Manager or Sub-Manager receives a flat annual fee for serving in such capacity. The fee will be in accordance with reasonable and customary Directors' fees. The Directors are entitled to reimbursement from the Fund for all reasonable out-of-pocket expenses incurred by them on behalf of the Fund.

**8. Share capital**

The Company has an authorised share capital as at December 31, 2024 and 2023, of \$50,001 divided into 100 Ordinary Shares of \$0.01 par value each and 5,000,000 non-voting, Redeemable Participating Shares of \$0.01 par value each divided upon issue into Classes for each of the segregated portfolio funds. The Ordinary Shares of the Company are owned by the Investment Manager and are the only shares of the Company with voting rights. The Company has authorised the issuance of up to 1,000,000 Class A Shares in the Fund.

The issued share capital of the Company and Fund is as follows:

	2024		2023	
	Number	Par Value (US\$)	Number	Par Value (US\$)
<i>Company</i>				
Issued and fully paid:				
Ordinary Shares	100	1	100	1
<i>Fund</i>				
Class A Shares				
Balance at beginning of year	142,693	1,428	125,883	1,259
Issued during the year	36,116	361	46,970	470
Redeemed during the year	(31,993)	(320)	(30,160)	(301)
Balance at end of year	146,816	1,469	142,693	1,428

**BIAS GLOBAL PORTFOLIOS, SPC**  
**BIAS SHORT DURATION INCOME FUND – US\$ SEGREGATED PORTFOLIO**

**Notes to the Financial Statements (continued)**

December 31, 2024

*(Expressed in United States dollars)*

---

**8. Share capital (continued)**

Each Class A Share represents a beneficial interest in the Fund ranking equally in all distributions when and as declared payable. An unlimited number of the Fund's shares may be issued which are redeemable each Monday and at such other times as the Directors may determine in their discretion at the shareholders' option at the then current NAV per share, in accordance with the terms of the Information Memorandum.

Notwithstanding the redeemable shareholders' rights to redemptions above, the Fund has the right, as set out in its Information Memorandum, to impose a redemption gate limit of 5% of the Class A Shares of the Fund or \$100,000 in any redemption period in order to manage redemption levels and maintain the strength of the Fund's capital base.

The holders of the Ordinary Shares have a right to receive notice of, attend and vote as members at any general meeting of the Company. The Ordinary Shares are not entitled to dividends nor do they participate in the profits of neither the Company nor the Fund. On the liquidation of the Company, the general assets of the Company, being the assets of the Company, which are not assets of the Segregated Portfolios, shall be available for distribution to the holders of the Ordinary Shares pro rata according to the number of Ordinary Shares held by them. The Ordinary Shares are held by the Investment Manager.

The holders of the Class A Shares are not entitled to receive notice of, attend and vote as members at any general meeting of the Company. Holders of the Class A Shares are entitled to receive dividends and participate in the profits of the Fund. On the liquidation of the Fund, the holders of the Class A Shares have a right to participate in the surplus assets of the Fund after the payment of all creditors.

*Subscriptions receivable*

Subscriptions receivable are amounts to be received from shareholders for subscriptions related to the year ended December 31, 2024. As at December 31, 2024, the Fund had subscriptions receivable of \$15,000.

*Redemptions payable*

Redemptions paid after the end of the year, based on net assets at year-end, are included in redemptions payable at the reporting period date. Redemptions notices received for which the dollar amount is not fixed remain in shareholders net assets until the amount is determinable. As at December 31, 2024, the Fund had redemptions payable of \$26,416.

**9. Income taxes**

The Cayman Islands at present impose no taxes on profit, income, capital gains or appreciation in value of the Fund. In the event that such taxes are levied, the Fund has received an undertaking from the Governor-in-Cabinet of Cayman Islands exempting it from all such taxes until July 25, 2026. As such, no provision for such taxes is included in the accompanying financial statements.

The Fund may, however, be subject to foreign withholding tax and capital gains tax in certain jurisdictions in respect of income derived from its investments.

**10. Financial instruments and associated risks**

The Fund is exposed to a variety of financial risks in pursuing its stated investment objective and policy. These risks are defined in IFRS 7 as including market risk (which in turn includes price, interest rate and currency risk), liquidity risk and credit risk. The Fund takes exposure to certain of these risks to generate investment returns on its portfolio, although these risks can also potentially result in a reduction in the Fund's net assets. The Investment Manager will use its best endeavours to minimise the potential adverse effects of these risks on the Fund's performance where it can do so while still managing the investments of the Fund in a way that is consistent with the Fund's investment objective and policy.

**BIAS GLOBAL PORTFOLIOS, SPC**  
**BIAS SHORT DURATION INCOME FUND – US\$ SEGREGATED PORTFOLIO**

**Notes to the Financial Statements (continued)**

December 31, 2024

*(Expressed in United States dollars)*

**10. Financial instruments and associated risks (continued)**

The risks, and the measures adopted by the Fund for managing these risks, are detailed below.

*(a) Price risk*

Market price risk is defined as the risk that the fair value of a financial instrument or its future cash flows will fluctuate because of changes in market prices such as interest rates, foreign exchange rates, equity prices and credit spreads.

The Fund's financial assets at fair value through profit or loss consist of fixed income securities, the values of which are determined by market forces and there is accordingly a risk that market prices can change in a way that is adverse to the Fund's performance. An increase or decrease of 100 basis points in the prices of fixed income securities, with all other variables remaining constant, as at the reporting date would have increased or decreased net assets by \$172,432 (2023: \$164,321).

In accordance with the Fund's policy, the Investment Manager monitors the Fund's positions on a daily basis and reports regularly to the Directors. The Directors then review the information on the Fund's overall market exposures provided by the Investment Manager at its periodic meetings.

As at December 31, 2024 and 2023, the overall market exposures and concentration of risk are limited to the amounts presented in the statement of financial position.

*(b) Interest rate risk*

Interest rate risk is the risk that the fair value of future cash flows of a financial instrument will fluctuate because of changes in market interest rates.

The Fund's cash and cash equivalents and certain financial assets at fair value through profit or loss are interest bearing instruments. The Fund's other financial assets and liabilities are non-interest bearing.

The Fund's exposure to interest rate risk is detailed in the table below:

<u>2024</u>	<u>Interest</u> <u>bearing</u>	<u>Non-Interest</u> <u>bearing</u>	<u>Total</u>
Cash and cash equivalents	\$ 937,517	\$ -	\$ 937,517
Financial assets at fair value through profit or loss	17,243,175	-	17,243,175
Interest receivable	-	166,267	166,267
Subscriptions receivable	-	15,000	15,000
Other assets	-	2,394	2,394
Accounts payable and accrued expenses	-	(26,576)	(26,576)
Redemptions payable	-	(26,416)	(26,416)
Total	<u>\$ 18,180,692</u>	<u>\$ 130,669</u>	<u>\$ 18,311,361</u>

**BIAS GLOBAL PORTFOLIOS, SPC**  
**BIAS SHORT DURATION INCOME FUND – US\$ SEGREGATED PORTFOLIO**

**Notes to the Financial Statements (continued)**

December 31, 2024

(Expressed in United States dollars)

**10. Financial instruments and associated risks (continued)**

(b) *Interest rate risk (continued)*

<u>2023</u>	<u>Interest</u> <u>bearing</u>	<u>Non-Interest</u> <u>bearing</u>	<u>Total</u>
Financial assets at fair value through profit or loss	\$ 16,432,101	\$ -	\$ 16,432,101
Cash and cash equivalents	529,179	-	529,179
Interest receivable	-	143,068	143,068
Receivable from an affiliate	-	19,973	19,973
Other assets	-	2,857	2,857
Accounts payable and accrued expenses	-	<u>(16,163)</u>	<u>(16,163)</u>
Total	<u>\$ 16,961,280</u>	<u>\$ 149,735</u>	<u>\$ 17,111,015</u>

Should the interest bearing assets and liabilities as at December 31, 2024 be held for a period of 12 months, an increase or decrease of 100 basis points in interest rates, with all other variables remaining constant, would have increased or decreased net assets by \$181,807 (2023: \$169,613).

A summary of the Fund's fixed income holdings analysed by maturity date is as follows:

<u>2024</u>	<u>0-3 months</u>	<u>3-12 months</u>	<u>1 year +</u>	<u>Total</u>
Government bonds	\$ 498,652	\$ 1,984,258	\$ 4,365,175	\$ 6,848,085
Corporate bonds	<u>747,040</u>	<u>4,227,228</u>	<u>5,420,822</u>	<u>10,395,090</u>
Total	<u>\$ 1,245,692</u>	<u>\$ 6,211,486</u>	<u>\$ 9,785,997</u>	<u>\$ 17,243,175</u>
<u>2023</u>	<u>0-3 months</u>	<u>3-12 months</u>	<u>1 year +</u>	<u>Total</u>
Government bonds	\$ 996,172	\$ 1,481,680	\$ 5,841,366	\$ 8,319,218
Corporate bonds	<u>249,933</u>	<u>991,695</u>	<u>6,871,255</u>	<u>8,112,883</u>
Total	<u>\$ 1,246,105</u>	<u>\$ 2,473,375</u>	<u>\$ 12,712,621</u>	<u>\$ 16,432,101</u>

(c) *Currency risk*

Currency risk is the risk that the fair value or future cash flows of a financial instrument will fluctuate due to changes in foreign exchange rates.

The Fund invests in financial instruments and enters into transactions that are denominated in currencies other than its functional currency. The Fund is therefore exposed to currency risk, as the value of the securities denominated in other currencies will fluctuate due to changes in exchange rates.

The Fund's Investment Manager and the Sub-Manager meet on a bi-weekly basis in order to manage all relevant risks to the Fund's investments, including currency risk.

The Fund has no exposure to foreign currency or securities denominated in foreign currencies at December 31, 2024 and 2023.

**BIAS GLOBAL PORTFOLIOS, SPC**  
**BIAS SHORT DURATION INCOME FUND – US\$ SEGREGATED PORTFOLIO**

**Notes to the Financial Statements (continued)**

December 31, 2024

*(Expressed in United States dollars)*

**10. Financial instruments and associated risks (continued)**

*(d) Other price risk*

The Investment Manager reviews the credit concentration of debt securities held based on counterparties and industries (and geographic location as discussed in Note 6).

As at the reporting date, the Fund's debt securities exposures were concentrated in the following industries.

Investments in debt securities by industry	Year Ended December 31			
	2024	%	2023	%
Consumer, Cyclical	-	-	494,950	3.0
Energy	1,240,980	7.2	1,225,160	7.5
Financials	10,344,430	60.0	10,793,770	65.7
Health care	2,208,388	12.8	1,226,778	7.5
Industrials	793,648	4.6	1,228,978	7.5
Materials	982,180	5.7	970,575	5.8
Real estate	484,419	2.8	-	-
Technology	1,189,130	6.9	491,890	3.0
	17,243,175	100.0	16,432,101	100.0

For the year ended December 31, 2024 and 2023, the Fund held no debt securities whose fair value was greater than 5% of Net Asset Value.

*(e) Liquidity risk*

Liquidity risk is the risk that the Fund will encounter difficulty in meeting obligations associated with financial liabilities that are settled by delivering cash or another financial asset.

As at December 31, 2024 and 2023, the Fund's financial assets are greater than the financial liabilities and assets held are liquid in nature. All liabilities are expected to mature within twelve months of the reporting date. As such, the Fund's management does not anticipate any material losses as a result of liquidity risk.

**BIAS GLOBAL PORTFOLIOS, SPC**  
**BIAS SHORT DURATION INCOME FUND – US\$ SEGREGATED PORTFOLIO**

**Notes to the Financial Statements (continued)**

December 31, 2024

(Expressed in United States dollars)

**10. Financial instruments and associated risks (continued)**

(e) *Liquidity risk (continued)*

<u>2024</u>	<u>Less than one month</u>	<u>One to three months</u>	<u>Total</u>
Accounts payable and accrued expenses	\$ 26,576	\$ -	\$ 26,576
Redemptions payable	<u>26,416</u>	<u>-</u>	<u>26,416</u>
Total liabilities	<u>\$ 52,992</u>	<u>\$ -</u>	<u>\$ 52,992</u>
<u>2023</u>	<u>Less than one month</u>	<u>One to three months</u>	<u>Total</u>
Accounts payable and accrued expenses	\$ 9,238	\$ 6,925	\$ 16,163
Total liabilities	<u>\$ 9,238</u>	<u>\$ 6,925</u>	<u>\$ 16,163</u>

As described in Note 8 to the financial statements, the Fund’s Class A shares are redeemable at the shareholder’s option on a weekly basis, and therefore the Fund is potentially exposed to weekly redemptions by its shareholders.

(f) *Credit risk*

Credit risk is defined as the risk that a counterparty to a financial instrument will cause a financial loss to the Fund by failing to discharge an obligation or commitment that it has entered into with the Fund.

The majority of the Fund’s financial assets are held with Comerica Bank, which is rated “Baa2” (2023: “Baa1”) based on rating agency Moody’s ratings. Management regularly monitors the institution’s credit risk and does not anticipate any significant losses from this concentration. Furthermore, the Fund only invests in investment grade fixed-income securities.

The Fund’s maximum credit risk exposure at the reporting date is \$18,364,353 (2023: \$17,127,178) which is the sum of the assets reported in the statement of financial position.

The Investment Manager monitors the credit rating of debt securities on a continuous basis and actively reviews its investments to achieve profitable results.

(g) *Regulatory environment risk*

A changing regulatory environment, including, but not limited to, changes in relevant tax laws, securities laws, bankruptcy laws or accounting standards, may make the business of the Fund less profitable or unprofitable. The ability of the Fund to carry on business from the Cayman Islands or as a Cayman Islands Fund will depend upon its initial and continuing compliance with the relevant provisions of Cayman Islands law and, in particular, the Mutual Funds Act. Management regularly monitors the institution’s regulatory environment risk and does not anticipate any significant changes relevant to the Fund.

(h) *Dependence on the Investment Manager risk*

The Investment Manager is responsible for investing the assets of the Fund. The success of the Fund depends upon the ability of the Investment Manager to develop and implement investment strategies that achieve the Fund’s investment objectives.

**BIAS GLOBAL PORTFOLIOS, SPC**  
**BIAS SHORT DURATION INCOME FUND – US\$ SEGREGATED PORTFOLIO**

**Notes to the Financial Statements (continued)**

December 31, 2024

*(Expressed in United States dollars)*

---

**11. Capital risk management**

At December 31, 2024, the Fund had \$18,311,361 (2023: \$17,111,015) of redeemable share capital classified as equity. The capital of the Fund is represented by the net assets of the Fund. The amount of net assets can change significantly on a weekly basis as the Fund is subject to weekly subscriptions and redemptions at the discretion of the Directors. The Fund's objective when managing capital is to safeguard the Fund's ability to continue as a going concern in order to provide returns for holders of Class A Shares and benefits for other stakeholders and to maintain a strong capital base to support the development of the investment activities of the Fund. The Fund's policies with respect to managing its capital risk are discussed in Note 8 above. There were no changes in the policies and procedures during the year with respect to the Fund's approach to its redeemable share capital management.

The Directors and Investment Manager monitor capital on the basis of the value of net assets of the Fund.

The Fund is not subject to externally imposed capital requirements.

**12. Related party transactions**

As of December 31, 2024, persons or entities related to the Directors, the Investment Manager, or the Sub-Manager held 4.12% (2023: 3.86%) of the Class A Shares in the Fund.

BIAS Investors (Cayman) Ltd. earns trade commission revenue based on trades executed within the Fund's normal course of business. For the year ended December 31, 2024, the total trade commissions earned amounted to \$nil (2023: \$17,500). Commissions are calculated by BIAS Investor (Cayman) Ltd. based on gross trade amount and security type.

Management fees, commission fees and Directors fees are considered related party transactions and are discussed in Note 7 above.

BIAS Investors (Cayman) Ltd. and the Sub-Manager are related to the Fund by virtue of common control. As of December 31, 2024 and 2023, the Fund held no investments in unconsolidated structured entities.

As of December 31, 2024, unsettled transfer of funds for share transactions is recorded as receivable from BIAS Balanced Fund - US\$ Segregated Portfolio of \$nil (2023: \$19,973) and is presented as receivable from an affiliate on the statement of financial position.

**13. Subsequent events**

From January 1, 2025 through June 27, 2025, the Fund received subscriptions of \$2,278,779 and paid redemptions of \$1,174,285.

Apart from the above, there have been no material events that will impact the values as presented in this financial statement.